

Avvolgibile in Alluminio coibentato con poliuretano media densità **Tipo A 45**

Bloccaggio Stecca



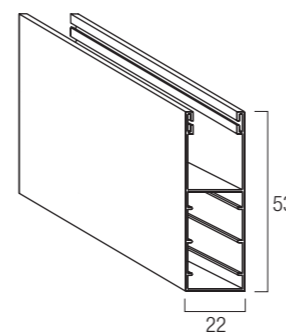
standard
con tappo
laterale spillato

Profilo in alluminio per avvolgibile a schiuma poliuretana ecologica ad alta stabilità e lunga durata, senza alcuna manutenzione.

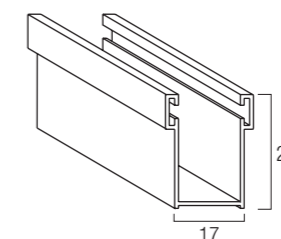
Caratteristiche tecniche

Misura nominale	Diametro di arrotolamento	Ingombro (mm) ø 40	Ingombro (mm) ø 60	Profilo A 45
9 x 45 mm	<p>Diametri calcolati con molla mini</p>	altezza -> diametro	altezza -> diametro	
Spessore alluminio		1000 -> 120	1000 -> 125	
c.ca 0,30 mm		1200 -> 127	1200 -> 135	
Peso per mq		1300 -> 127	1300 -> 135	
c.ca 3,2 Kg		1400 -> 136	1400 -> 140	
Barre per 1mt di altezza		1500 -> 136	1500 -> 143	
22		1600 -> 145	1600 -> 151	
Larg. massima consigliata		1700 -> 145	1700 -> 151	
3500 mm		1800 -> 150	1800 -> 156	
		1900 -> 153	1900 -> 160	
		2000 -> 157	2000 -> 165	
		2200 -> 160	2200 -> 167	
		2400 -> 170	2400 -> 170	
		2600 -> 170	2600 -> 173	
	2800 -> 178	2800 -> 180		
	3000 -> 183	3000 -> 185		
	3300 -> 192	3300 -> 196		

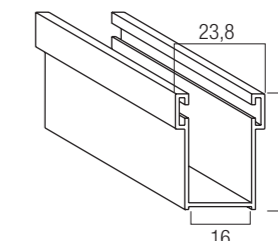
Guide, terminali e accessori compatibili



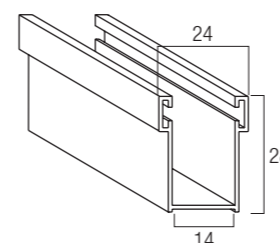
Guida in alluminio A53
GUIAL..53M
22 x 53 mm



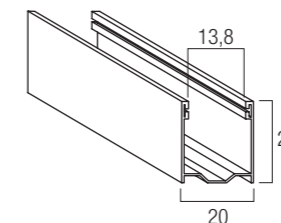
Guida in alluminio A28
GUIAL..28M
17 x 28 mm



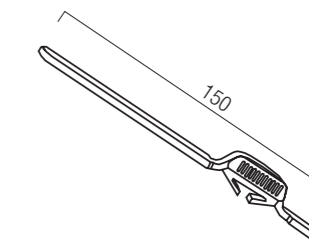
Guida in alluminio A16
GUIAL..16M
16 x 28 mm



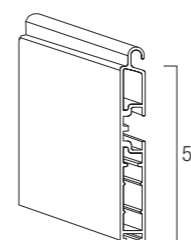
Guida in alluminio A14
GUIAL..14M
14 x 28 mm



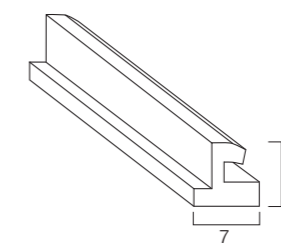
Guida in alluminio A25
GUIAL..25M
20 x 25 mm



Catenacciolo per terminale
CATTER000
150 mm



Terminale in alluminio 9 x 55
TERAL..09M
55 mm



Terminale in pvc
TERPVCRIGMI
7 x 7 mm